

DISTRICT AND SCHOOL LEADERS SURVEY 2017

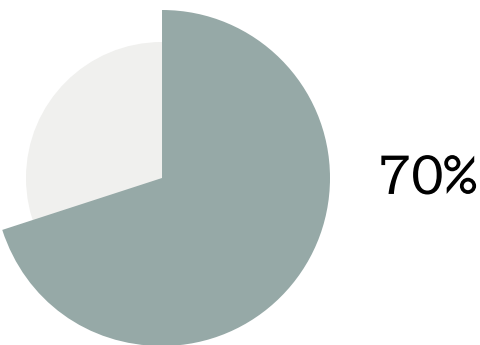
Key Takeaways



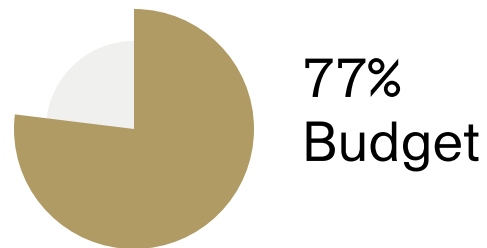
In July-August 2017, TennesseeCAN conducted a survey of school leaders and a survey of district leaders from across the state. This document presents the key takeaways on education opinions and practices where both groups aligned.

Good/Excellent 64%

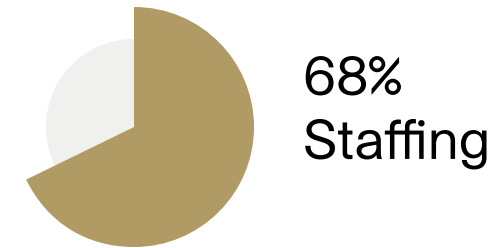
Believe the state of education in Tennessee is “good” or “excellent”, up 6% from last year.¹



Consider teacher effectiveness & individual student achievement levels when placing students in classrooms.²



77%
Budget



68%
Staffing

Agreed on top constraints on improving student outcomes: Budget and Staffing.³

In favor 47%

Support weighting funding based on student need.⁴

1. A strong majority of school and district leaders believe the state of education in Tennessee is “good” or “excellent”. (63.91% combined). This is a 6.16% increase of “good” or “excellent” compared to last year’s survey. 2. A very strong majority of school and district leaders classroom effectiveness and student achievement when placing students in classrooms (70.17% combined). 3. Options included Budgeting, Staffing, Scheduling, Transportation and “Other.” 4. School and district leaders generally support the idea of weighting funding based on student need for at-risk categories of students, such as low-income, English language learners, and special education students. (46.5% combined).